Multiple District LB

As of October 2026 Cumulative

Year	New Clubs	Dropped Clubs	Gain/ Loss Clubs	New Members	Charter Members	Reinstate Members	Transfer Members	Total Member Added	Total Members Dropped	Gain/ Loss Members
2022-2023	7	9	-2	532	229	81	33	875	1,255	-380
2023-2024	5	8	-3	747	136	34	30	947	878	69
2024-2025	10	3	7	630	242	124	26	1,022	957	65
2025-2026	5	2	3	583	120	61	26	790	820	-30
2026-2027	0	1	-1	124	0	16	6	146	201	-55
Average	**5**	**5**	**1**	**523**	**145**	**63**	**24**	**756**	**822**	**-66**

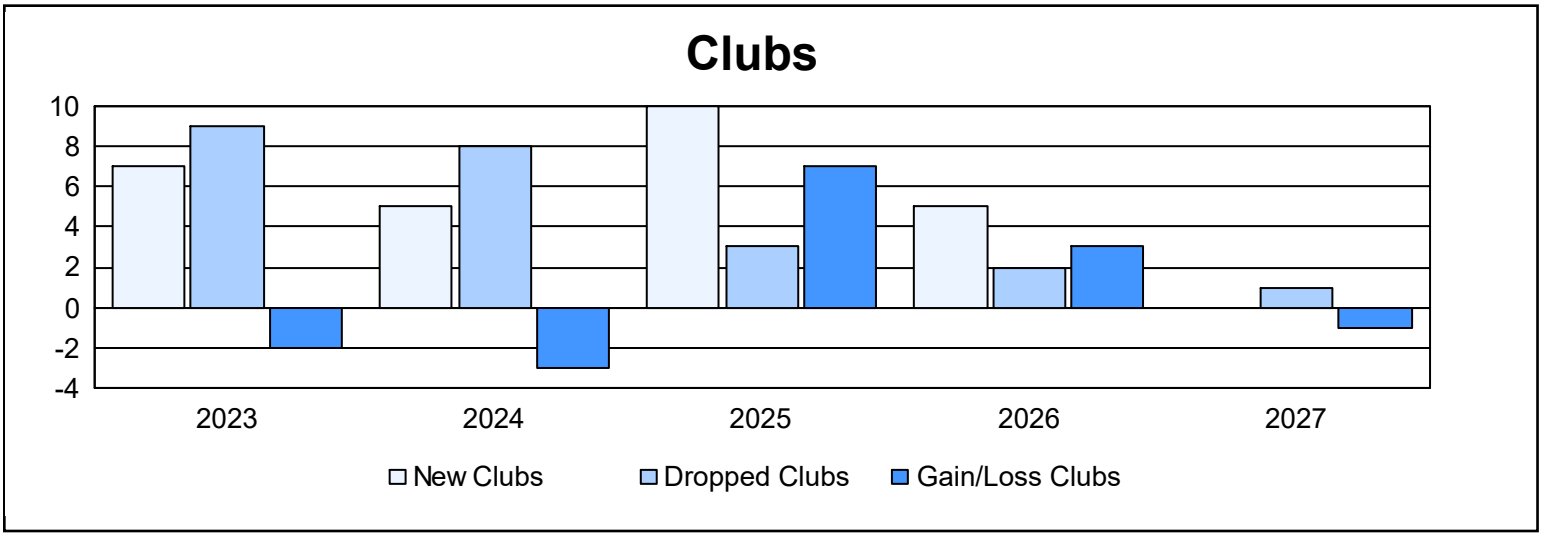

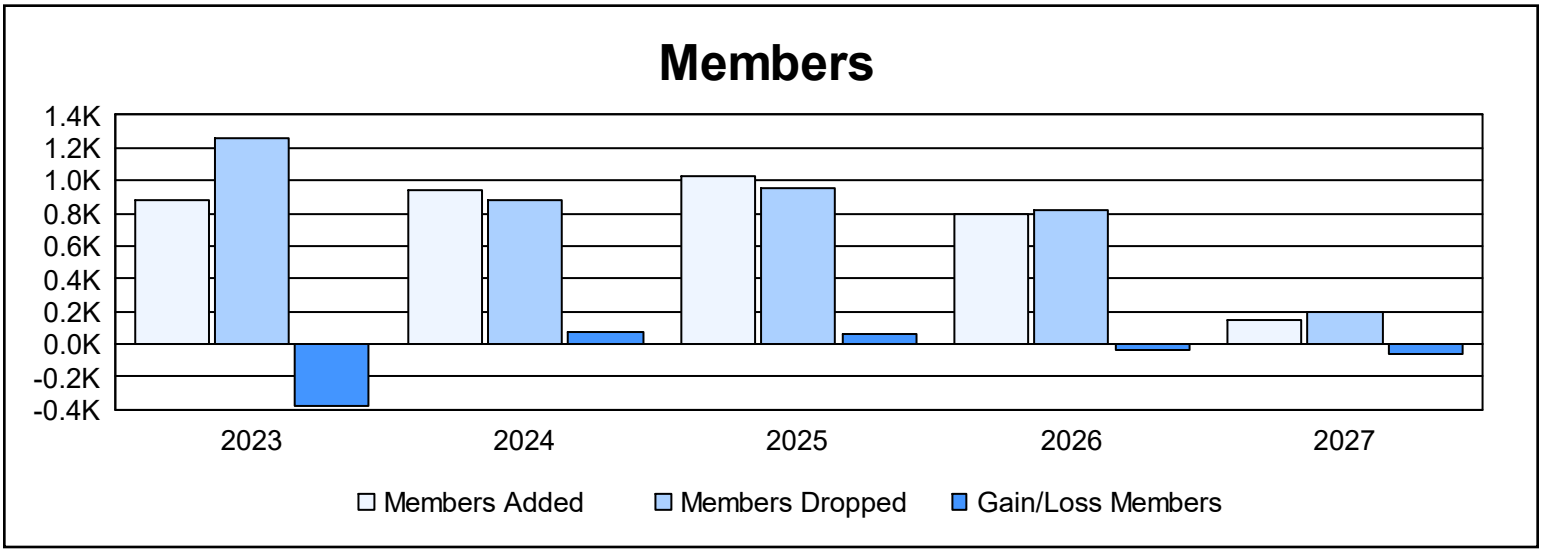

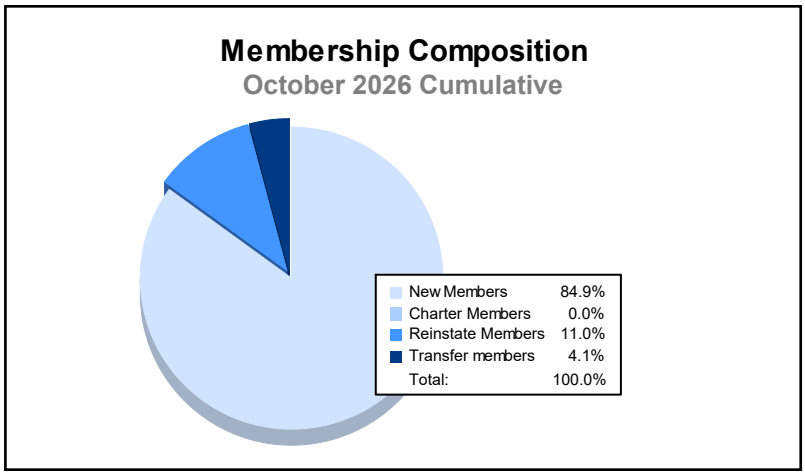
Membership Composition
October 2026 Cumulative
New Members 84.9%
Charter Members 0.0%
Reinstate Members 11.0%
Transfer members 4.1%
Total: 100.0%

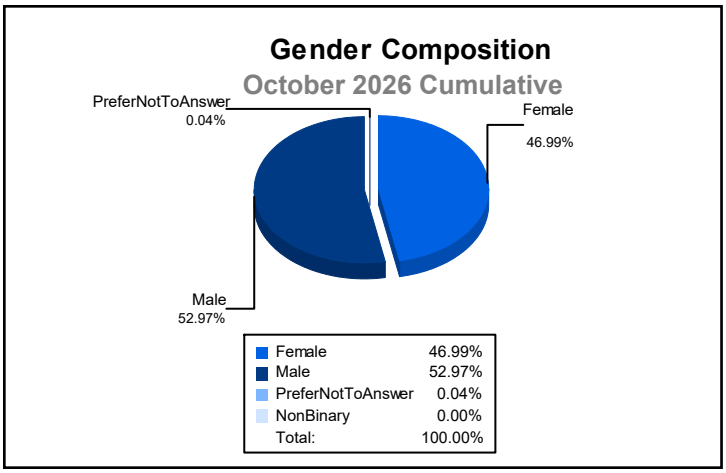
Gender Composition
October 2026 Cumulative
PreferNotToAnswer
0.04%
Female
46.99%
Male
52.97%
Female 46.99%
Male 52.97%
PreferNotToAnswer 0.04%
NonBinary 0.00%
Total: 100.00%